



19 18

18 17

17 16

SELECTIVE PALLET RACK

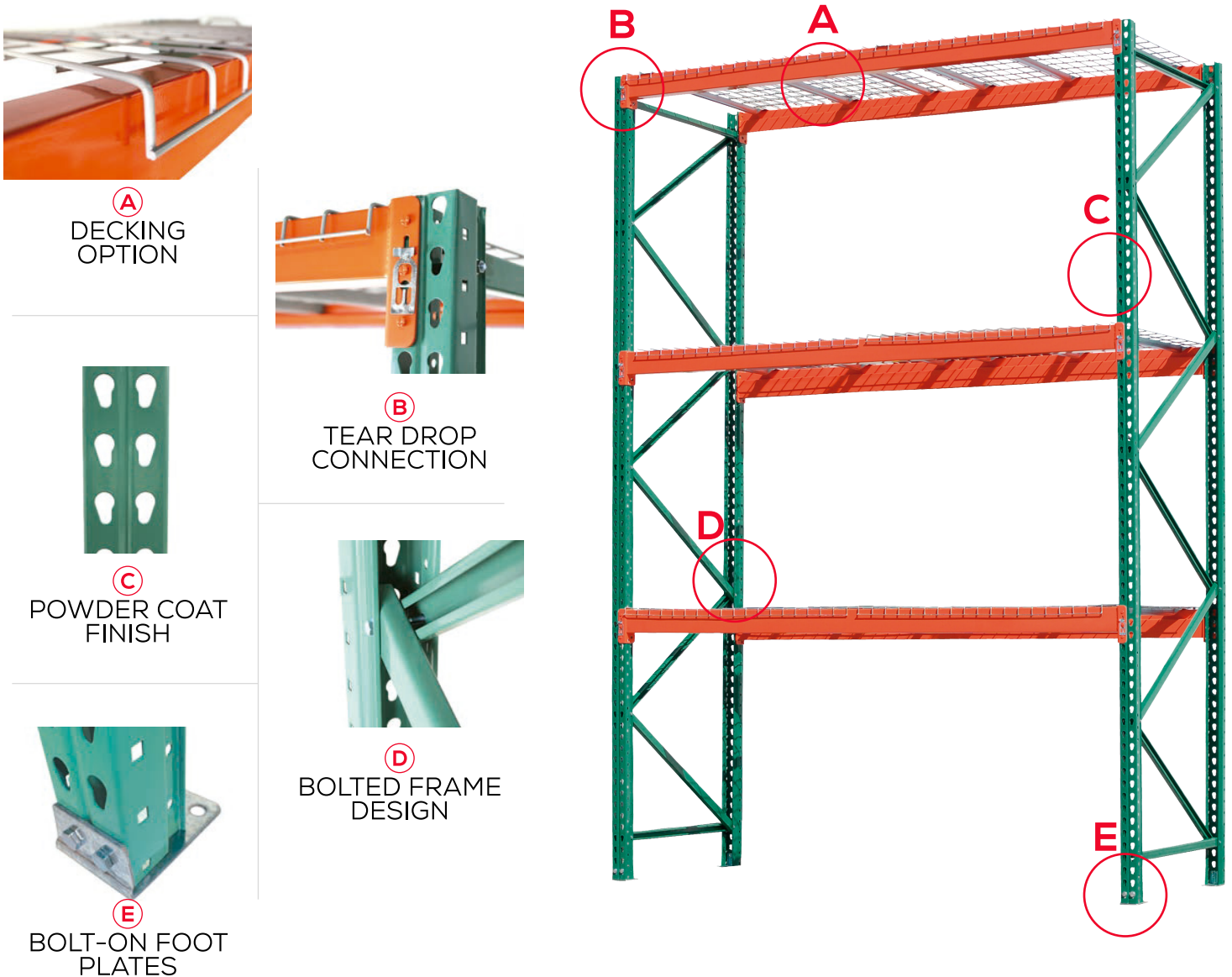
Everything that you need for your SMART STORAGE

 **MecaRack USA**

Smart Storage Starts Here

MECARACK USA is committed to finding the best option to improve your storage issues. We offer a wide variety of high-quality products available quickly, as we have a large inventory of Selective Racks. If you want to maximize your space and reduce storage cost, don't hesitate to contact us, we are here to serve you.

A **SELECTIVE PALLET RACK** system offers the ability to access each pallet and SKU directly. The design and layout can be engineered to meet any volume, weight or size requirement. Due to its versatility, the Selective Pallet Rack design is the most commonly used approach to planning warehouses. The main advantage of this product is the total accessibility to products, this provides warehouses that carry a wide variety of product types, great versatility to operate. Our product is very resistant and durable and complies with all current safety regulations.






MecaRack USA
Smart Storage Starts Here

TEARDROP FRAME


MECARACK USA Roll-Formed Frames offer great performance for different applications, designed under the highest quality standards and implementing the most universal design teardrop (key hold) pallet rack making, our frames compatible with most beams on the market. Our bolted design makes them easy to store, transport, and assemble. They consist of two columns with the corresponding horizontal and diagonal braces and footplates.



Standard



Front View



Side View



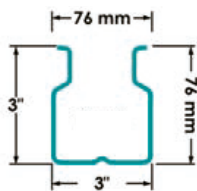
THE TEARDROP PATTERN is punched on 2" centers giving sections a nearly custom fit for every pallet. Frames can be assembled with standard size bracing to quickly meet various depths requests. Our bolted frames ensure structural integrity while offering easy and economical repairs, allowing you to quickly replace damaged components, which welded uprights cannot match.

The depth of the frame is normally determined by the size of the pallet. For example, standard pallets measure 48" long where the suggested pallet rack frame should be 42" deep. Pallets should overhang 3" from the front and 3" from the back of each level to guarantee that the weight is distributed evenly. Wire Decking and other accessories are available to better control variations in the pallet size. Standard Pallet Rack Frames are available in 24", 36", 42" and 48" deep and are stocked in sizes from 8' to 28' high. The Storage Supply Team can engineer each frame to meet your exact requirements depending on height, depth, or capacity.

STATIC LOADING CHART FOR TEAR DROP UPRIGHT (LBS) SAFETY FACTOR 1.98							
UPRIGHT	COLUMN MODEL 3"x3"						
1st Level Height	16GA	15GA	14GA	13GA	12GA-	12GA+	11GA
36"	16500	18700	21120	25300	27500	30140	32780
42"	16280	18480	20680	24860	27060	29700	32340
48"	16060	18260	20460	24420	26400	29040	31680
54"	15620	17820	19800	23980	25960	28380	31020
60"	15400	17380	19360	23540	25520	27940	30580
66"	14960	17160	19140	22880	24860	27280	29920
72"	14740	16720	18700	22440	24420	26840	29040
78"	14300	16280	18260	22000	23760	25960	28160
84"	13860	15840	17820	21120	22880	25300	27500
90"	13420	15400	17160	20460	22220	24200	26400
96"	12980	14960	16720	19580	21340	23320	25300

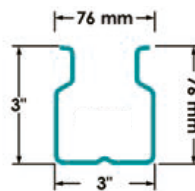
Beam spacing is the measurement from the floor to the top of the first beam level and then to the top of the next beam level.

Use whichever beam spacing is greater for determining frame capacity.
Materials meet or exceed AISI / RMI capacity and deflection requirements



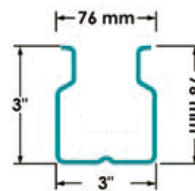
33 S

16 GA = 1.5 MM



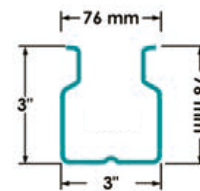
33 F

15 GA = 1.7 MM



33 E

14 GA = 1.9 mm



33 T

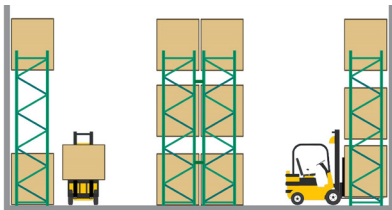
13 GA = 2.3 mm



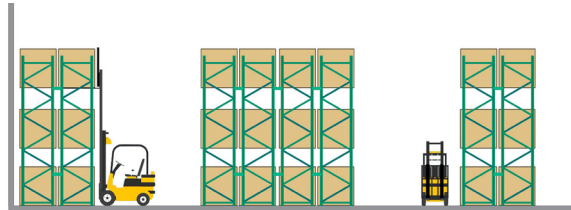
LAYOUT OPTIONS

SELECTIVE PALLET RACKS can be configured in two ways: single deep or double deep systems. The most widely used worldwide is the single deep system, as it allows easy access with the forklift and can be arranged in a single line or back-to-back, making it ideal for a wide variety of products and is the lowest cost per square foot of racking.

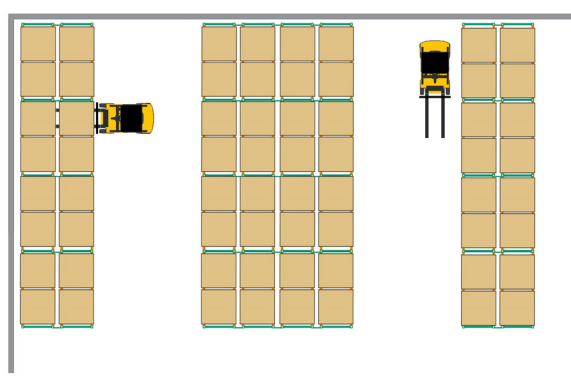
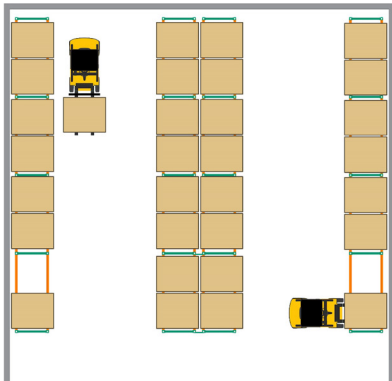
The double deep system is used for a large variety of goods or for pallets of very similar sizes; this system works best in that scenario. It reduces the number of forklift entries by allowing you to store 2 pallets deep instead of just one. Note that for this double deep system you need a scissors reach forklift attachment.



Single Deep Selective Pallet Rack System



Double Deep Selective Pallet Rack System



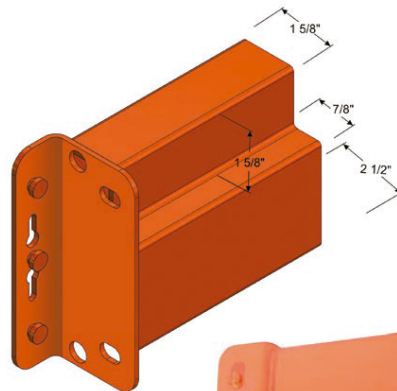
Our Roll-Formed Tear Drop Beams utilize a “Step” indentation on the inside of every beam that allows for wire decking or crossbars. Beams have a tubular design and continuous seamless weld. Connector plates use 9 gauge steel with either 3 or 4 shaved buttons depending on the length. Each beam has a pre-installed safety clip that automatically locks into place once the beam is connected the frame. It provides exceptional protection against any damage, tampering and accidental disengagement.

BEAM THICKNESS CAPACITIES															
LENGTH		30S		35S		40S		45S		50S		55S		61F	
INCHES	MM	LBS	KGS	LBS	KGS	LBS	KGS	LBS	KGS	LBS	KGS	LBS	KGS	LBS	KGS
48	1219	7100	3,221	8,900	4,038	9,900	4,492								
60	1524	4169	1,892	5,268	2,390	6,273	2,846								
72	1829	3150	1,429	4,600	2,087	6,930	3,144								
84	2135	2751	1,248	3,999	1,814	4,695	2,130								
96	2438	1800	817	3,000	1,814	4,000	1,961	5,459	2,697	7,130	3,235				
108	2743	1398	634	2,074	1,017	3,135	1,537	4,313	2,131	5,634	2,556				
120	3048					2,536	1,151	3,494	1,726	4,563	2,070				
144	3658					1,758	798	2,426	1,199	3,169	1,438	4,042	1,834	6,338	2,876

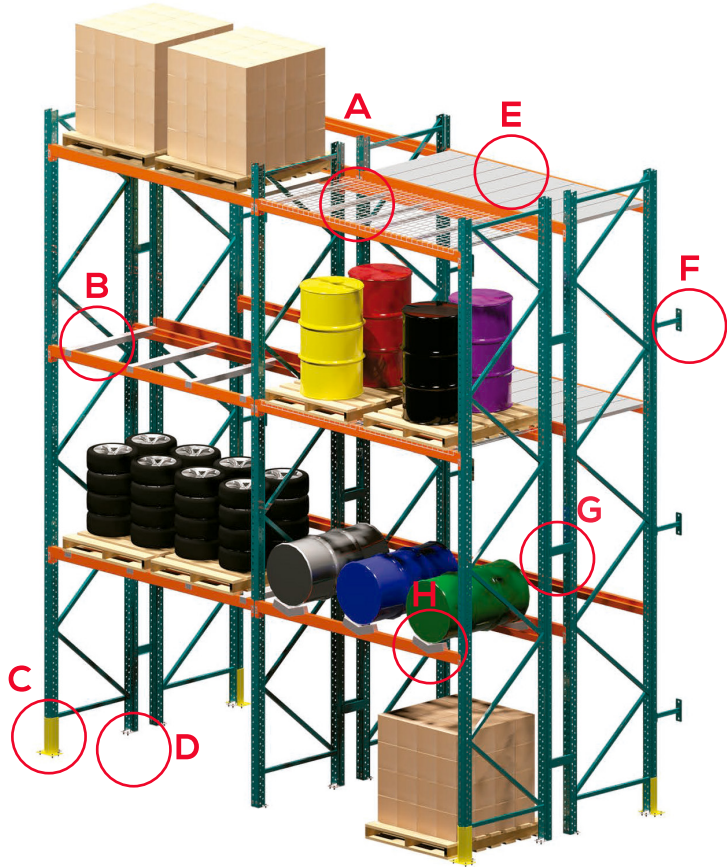
Beam spacing is the measurement from the floor to the top of the first beam level and then to the top of the next beam level. Use whichever beam spacing is greater for determining frame capacity. Materials meet or exceed AISI / RMI capacity and deflection requirements. Capacities based on maximum deflection of 1/80.

BEAMS CONNECTION

Standard Pallet Rack Beams have 3 Shaved Buttons (pins) attached to each 6” connection plate. Models 60E / 625F are equipped with 4 Shaved Buttons and have an 8” connection plate for increased strength.




ACCESSORIES



A
WIRE DECKING

Our Wire Decks utilize a waterfall design that securely rests on top of each beam. They provide a supportive surface for either pallets or hand-loaded materials and are preferred by local fire inspectors. There are no tools required for installation, wire decks simply drop into place.



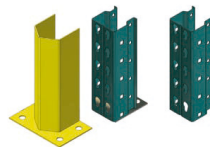
B
CROSSBAR SUPPORTS

Steel Crossbars are light-weight Supports that fit securely into step beams to provide greater pallet safety. They sit flush with the top of the beam and can be easily adjusted for various sized pallets.



C
SHELF PANEL

Post Protectors can be used to help preserve the strength and integrity of a pallet rack system. Abuse from material handling equipment can be an all too regular occurrence within warehouse. Post Protectors give that extra warning before seriously risking inventory and employee safety.



D
FOOT PLATE




E
STEEL DECKING

Corrugate Steel Decking can be used for both storing pallets and hand-loaded materials, they can be designed with perforations to better assist fire protection.



F
WALL TIES

Similar to Row Spacers, Wall Ties help to keep pallet rack sections straight and secure against a solid wall. One side is bolted to the frame while the other against a concrete wall.



G
ROW SPACERS

Row Spacers are designated for use when installing pallet rack sections back-to-back. As well as helping to keep rows straight they provide a safety feature by creating a greater surface area of support for each section. Row Spacers are simply bolted from frame to frame.



H
DRUM CRADLES

Drum Cradles lay on top of standard Step Beams and can be designed for various size drums and cylinders.





EVERYTHING YOU NEED FOR YOUR SMART STORAGE

Want to save on Storage Space and maximize square footage in your warehouse.
We mobilize Racks, Knock Down, Transport, and assemble your Racks.

CALL US

+1 (704) 610-1100 +1 (704) 498-6263

- ✓ Selective Pallet Rack
- ✓ Cantilever Racks
- ✓ Lockers
- ✓ Mezzanines
- ✓ Steel Shelving
- ✓ Rivet Shelving
- ✓ Pallet Jacks
- ✓ Wire Deck

www.mecarackusa.com sales@mecarackusa.com

